AMERICAN KENNEL CLUB

NAME
ADORA'S MILLIE

NUMBER
PR29487702

BREED
POODLE

SEX
FEMALE

COLOR
RED

DATE OF BIRTH
APRIL 20, 2025

SIRE
HAPPY TAIL'S SIR NICHOLAS
PR25046701 01/23 AKC DNA V10054363

DAM
ADORA BETSY BOO
PR28355304 08/25 EYE6

BREEDER
A.P. PUPS

OWNER
FUREVER PERFECT PUPS

AMERICAN KENNEL CLUB®

**Alternate colors or markings may be disqualifying for Conformation Dog Shows and may not be approved by the breed's AKC Parent Club. For more information go to: www.akccolors.org.*
This Certificate is issued with the right to correct or revoke by the American Kennel Club and invalidates all previous certificates.

CDCERTP

REGISTRATION CERTIFICATE

ORTHOPEDIC FOUNDATION FOR ANIMALS, INC.

ADORA'S MILLIE
registered name

PR29487702
registration no.

POODLE
breed

F
sex

1041831
film/test/lab #

04/20/2025
date of birth

991003001166396
tattoo/microchip/DNA profile

5
age at evaluation in months

A Not-For-Profit Organization

2661760
application number

PO-EYE13931/5F-VPI
O.F.A. NUMBER

This number issued with the right to correct or revoke by the Orthopedic Foundation for Animals.

10/10/2025
date of report

RESULTS:

Based upon the exam dated 10/09/2025, this dog has been found to be free of observable inherited eye disease and has been issued an Eye Certification Registry Number which is valid for one year from the time of the exam.

NORMAL

owner

FUREVER PERFECT PUPS
3861 TOWNSHIP RD 374
MILLERSBURG OH 44654

OFA eCert

Verify QR scan

G.G. KELLER, DVM, MS, DACVR
CHIEF OF VETERINARY SERVICES

www.ofa.org

This electronic OFA certificate was generated on: 10/10/2025

This certification can be verified on the OFA website by entering the dog's registration number into the orange search box located at the top of the page or by scanning the QR code above.

If there are any errors on this certificate, please email CORRECTIONS@OFA.ORG to request a correction.

Orthopedic Foundation for Animals, Inc.
2300 E. Nifong Blvd.
Columbia, MO 65201-3806

OFA website: www.ofa.org
E-mail address: ofa@ofa.org
Phone number: 573-442-0418
Fax number: 573-875-5073

ORTHOPEDIC FOUNDATION FOR ANIMALS, INC.

ADORA'S MILLIE
registered name

POODLE
breed

film/test/lab #

991003001166396
tattoo/microchip/DNA profile

2661760
application number

07/16/2026
date of report

PR29487702
registration no.

F
sex

04/20/2025
date of birth

13
age at evaluation in months

A Not-For-Profit Organization

PO-BCA8315/13F/P-VPI
O.F.A. NUMBER

This number issued with the right to correct or revoke by the Orthopedic Foundation for Animals.

RESULTS:

Normal cardiovascular examination via auscultation - No evidence of congenital or acquired heart disease was noted. Since acquired heart disease may develop later, these evaluation results remain valid for one year, and annual examinations are recommended to continue to monitor cardiac health.

NORMAL/CLEAR - PRACTITIONER

owner

FUREVER PERFECT PUPS
3861 TOWNSHIP RD 374
MILLERSBURG OH 44654

OFA eCert

Verify QR scan

G.G. KELLER, DVM, MS, DACVR
CHIEF OF VETERINARY SERVICES

www.ofa.org

This electronic OFA certificate was generated on: 07/16/2026

This certification can be verified on the OFA website by entering the animal's registration number into the orange search box located at the top of the page or by scanning the QR code above.

If there are any errors on this certificate, please email CORRECTIONS@OFA.ORG to request a correction.

Orthopedic Foundation for Animals, Inc.
2300 E. Nifong Blvd.
Columbia, MO 65201-3806

OFA website: www.ofa.org
E-mail address: ofa@ofa.org
Phone number: 573-442-0418
Fax number: 573-875-5073

"MILLIE BETSY BOO PUP RUBY F 663...

MILLIE RUBY F 66396

DNA Test Report | Test Date: June 2nd, 2025 | embk.me/bambirubyf

BREED ANCESTRY

- Poodle (Small) : 87.4%
- Poodle (Standard) : 8.3%
- Bichon Frise : 4.3%

GENETIC STATS

Predicted adult weight: **13 lbs**

Life stage: **Young adult**

Based on your dog's date of birth provided.

TEST DETAILS

Kit number: EM-44571282

Swab number: 31221011100381

BREED ANCESTRY BY CHROMOSOME

Our advanced test identifies from where Millie Betsy Boo pup Ruby F 66396 inherited every part of the chromosome pairs in her genome.

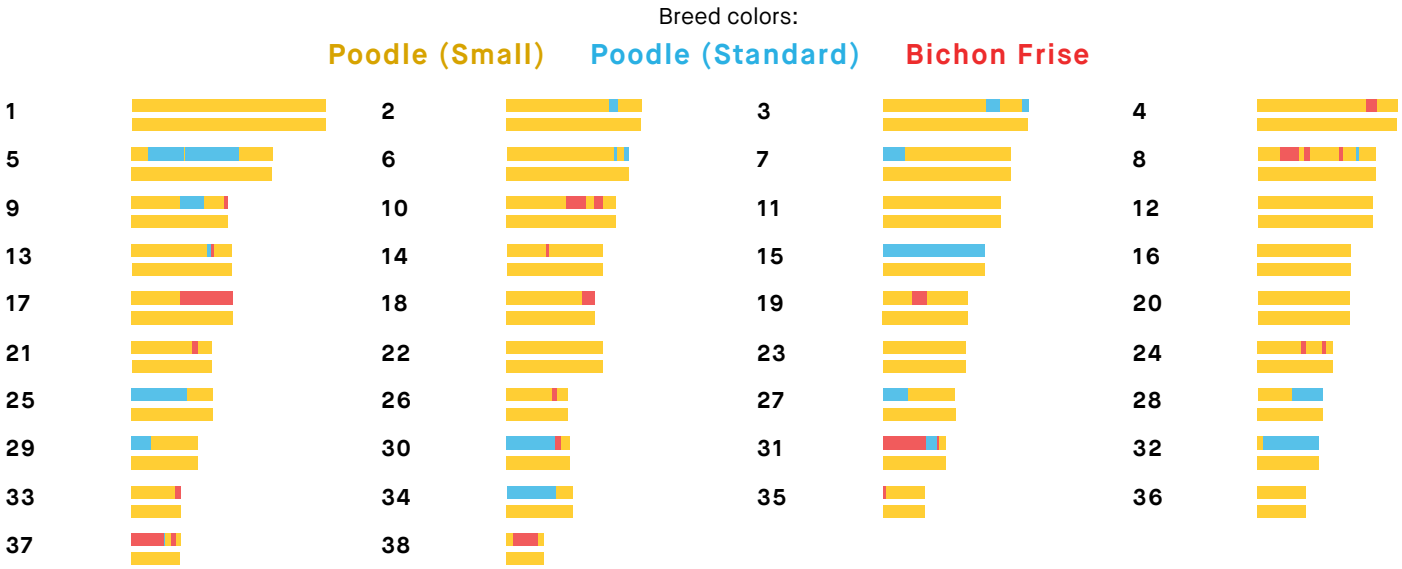

“MILLIE BETSY BOO PUP RUBY F 663...

MILLIE RUBY F 66396

DNA Test Report | Test Date: June 2nd, 2025 | embk.me/bambirubyf



POODLE (SMALL)

Miniature and toy poodles are varieties of the poodle breed which originated in Germany in the 15th century. Unlike the larger standard poodle (>15 inches tall), these small poodles were not developed for hunting---except for truffles!---and were generally used as lap dogs and companions. Small poodles are frequently used to create designer dogs like Schnoodles and Maltipoos with low-shedding, hypoallergenic coats. All poodles are highly intelligent and energetic, and need daily exercise and stimulation. They are overall healthy dogs, although heritable eye disease, epilepsy and allergies are relatively common, and toy poodles also have a heightened risk of accidents/trauma due to their small size.

Alternative Names
Toy Poodle, Miniature Poodle

Fun Fact
Although Toy Poodles are the most popular dog breed in Japan, Poodles as a group are the eight most popular breed in the US, with miniature poodles being the most common variety.

“MILLIE BETSY BOO PUP RUBY F 663...

MILLIE RUBY F 66396

DNA Test Report | Test Date: June 2nd, 2025 | embk.me/bambirubyf



POODLE (STANDARD)

The Standard Poodle is a popular, water-loving dog used for centuries as a bird dog and popular pet. Poodles were established in Germany by the 15th century. Oddly enough, they are the national dog breed of France, and they were the most popular breed of dog in the United States throughout the 1960s and 70s. They're still quite popular today, owing to their intelligence, trainability, and non-shedding coats. Although well-known for their fancy fur, they’re one of the most intelligent breeds of dog and require a lot of exercise and stimulation.

Fun Fact

From 1989 to 1991, John Suter raced a team of Poodles in the Iditarod. Although his teams placed in the back half of the pack, he managed to win $2,000 in prize money before retiring his poodle team. The Iditarod has since changed its rules to specify that only northern dog breeds can compete.

"MILLIE BETSY BOO PUP RUBY F 663...

MILLIE RUBY F 66396



Fun Fact

On top of being used for bartering among Spanish sailors, their cheerful disposition and comfort around strangers allowed Bichon Frises to serve as ambassadors for sailors arriving at port.

BICHON FRISE

Throughout its history, the Bichon Frise has enjoyed the company of nobility and sailors alike. While the AKC did not recognize the Bichon Frise until 1972, this breed traces its history back through Europe for hundreds of years. Developed in the Mediterranean area, these dogs were popular among Spanish sailors (among whom they were used as barter) and Italian nobility as far back as the 14th century. Their popularity has fluctuated dramatically over the years. They were popular in Henry III's court during the Renaissance, and then their popularity petered out until the breed was picked back up by common people in the 1800's. Despite this long, winding road to the Bichon Frise we see today, they did not make it to the United States until the late 1950's. Today, Bichon Frises are dedicated family companions (being hypoallergenic sure doesn't hurt that!) and are often described as having a "merry" or "cheerful" disposition. Though they can be tough to train if you do not start them young, this highly intelligent breed is capable of dazzling owners with its surprising athleticism for a dog labelled "powder puff."

"MILLIE BETSY BOO PUP RUBY F 663...

MILLIE RUBY F 66396

DNA Test Report | Test Date: June 2nd, 2025 | embk.me/bambirubyf

MATERNAL LINE

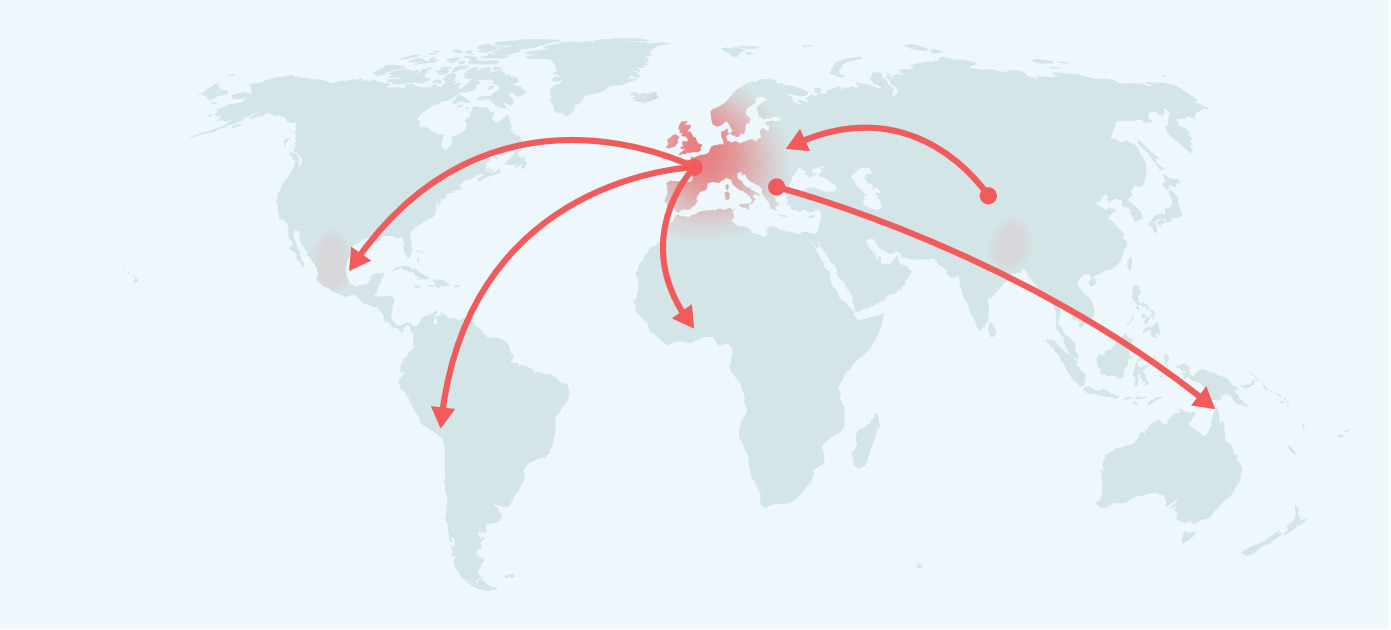

Through Millie Betsy Boo pup Ruby F 66396's mitochondrial DNA we can trace her mother's ancestry back to where dogs and people first became friends. This map helps you visualize the routes that her ancestors took to your home. Their story is described below the map.

HAPLOGROUP: B1

B1 is the second most common maternal lineage in breeds of European or American origin. It is the female line of the majority of Golden Retrievers, Basset Hounds, and Shih Tzus, and about half of Beagles, Pekingese and Toy Poodles. This lineage is also somewhat common among village dogs that carry distinct ancestry from these breeds. We know this is a result of B1 dogs being common amongst the European dogs that their conquering owners brought around the world, because nowhere on earth is it a very common lineage in village dogs. It even enables us to trace the path of (human) colonization: Because most Bichons are B1 and Bichons are popular in Spanish culture, B1 is now fairly common among village dogs in Latin America.

HAPLOTYPE: B88

Part of the B1 haplogroup, this haplotype occurs most frequently in Poodles.

"MILLIE BETSY BOO PUP RUBY F 663...

MILLIE RUBY F 66396

DNA Test Report | Test Date: June 2nd, 2025 | embk.me/bambirubyf

TRAITS: COAT COLOR

TRAIT	RESULT
E Locus (MC1R) The E Locus determines if and where a dog can produce dark (black or brown) hair. Dogs with two copies of the recessive **e** variant do not produce dark hairs and will express a red pigment called pheomelanin over their entire body. The shade of red, which can range from a deep copper to white, depends on other genetic factors, including the Intensity loci. In addition to determining if a dog can develop dark hairs, the E Locus can give a dog a black "mask" or "widow's peak" unless the dog has overriding coat color genetic factors. Dogs with one or two copies of the $\mathbf{E^m}$ variant may have a melanistic mask (dark facial hair as commonly seen in the German Shepherd Dog and Pug). In the absence of $\mathbf{E^m}$, dogs with the $\mathbf{E^g}$ variant can have a "grizzle" phenotype (darker color on the head and top with a melanistic "widow's peak" and a lighter underside, commonly seen in the Afghan Hound and Borzoi and also referred to as "domino"). In the absence of both $\mathbf{E^m}$ and **E** variants, dogs with the $\mathbf{E^a}$ or $\mathbf{E^h}$ variants can express the grizzle phenotype. Additionally, a dog with any combination of two of the $\mathbf{E^g}$, $\mathbf{E^a}$, or $\mathbf{E^h}$ variants (example: $\mathbf{E^gE^a}$) is also expected to express the grizzle phenotype.	**No dark hairs anywhere (ee)**
K Locus (CBD103) The K Locus $\mathbf{K^B}$ allele "overrides" the A Locus, meaning that it prevents the A Locus genotype from affecting coat color. For this reason, the $\mathbf{K^B}$ allele is referred to as the "dominant black" allele. As a result, dogs with at least one $\mathbf{K^B}$ allele will usually have solid black or brown coats (or red/cream coats if they are **ee** at the E Locus) regardless of their genotype at the A Locus, although several other genes could impact the dog's coat and cause other patterns, such as white spotting. Dogs with the $\mathbf{k^yk^y}$ genotype will show a coat color pattern based on the genotype they have at the A Locus. Dogs who test as $\mathbf{K^Bk^y}$ may be brindle rather than black or brown.	**Not expressed (k^yk^y)**

TRAITS: COAT COLOR (CONTINUED)

TRAIT	RESULT
Intensity Loci Areas of a dog's coat where dark (black or brown) pigment is not expressed either contain red/yellow pigment, or no pigment at all. Five locations across five chromosomes explain approximately 70% of red pigmentation "intensity" variation across all dogs. Dogs with a result of **Intense Red Pigmentation** will likely have deep red hair like an Irish Setter or "apricot" hair like some Poodles, dogs with a result of **Intermediate Red Pigmentation** will likely have tan or yellow hair like a Soft-Coated Wheaten Terrier, and dogs with **Dilute Red Pigmentation** will likely have cream or white hair like a Samoyed. Because the mutations we test may not directly cause differences in red pigmentation intensity, we consider this to be a linkage test.	**Any pigmented hair likely apricot or red (Intense Red Pigmentation)**
A Locus (ASIP) The A Locus controls switching between black and red pigment in hair cells, but it will only be expressed in dogs that are not **ee** at the E Locus and are $\mathbf{k^y k^y}$ at the K Locus. Sable (also called "Fawn") dogs have a mostly or entirely red coat with some interspersed black hairs. Agouti (also called "Wolf Sable") dogs have red hairs with black tips, mostly on their head and back. Black and tan dogs are mostly black or brown with lighter patches on their cheeks, eyebrows, chest, and legs. Recessive black dogs have solid-colored black or brown coats.	**Not expressed ($a^t a^t$)**
D Locus (MLPH) The D locus result that we report is determined by three different genetic variants that can work together to cause diluted pigmentation. These are the common **d** allele, also known as **"d1"**, and the less common alleles known as **"d2"** and **"d3"**. Dogs with two **d** alleles, regardless of which variant, will have all black pigment lightened ("diluted") to gray, or brown pigment lightened to lighter brown in their hair, skin, and sometimes eyes. There are many breed-specific names for these dilute colors, such as "blue", "charcoal", "fawn", "silver", and "Isabella". Note that in certain breeds, dilute dogs have a higher incidence of Color Dilution Alopecia. Dogs with one **d** allele will not be dilute, but can pass the **d** allele on to their puppies.	**Not expressed (DD)**

TRAITS: COAT COLOR (CONTINUED)

TRAIT	RESULT
Cocoa (HPS3) Dogs with the **coco** genotype will produce dark brown pigment instead of black in both their hair and skin. Dogs with the **Nco** genotype will produce black pigment, but can pass the **co** allele on to their puppies. Dogs that have the **coco** genotype as well as the **bb** genotype at the B locus are generally a lighter brown than dogs that have the **Bb** or **BB** genotypes at the B locus.	**No co alleles, not expressed (NN)**
B Locus (TYRP1) Dogs with two copies of the **b** allele produce brown pigment instead of black in both their hair and skin. Dogs with one copy of the **b** allele will produce black pigment, but can pass the **b** allele on to their puppies. E Locus **ee** dogs that carry two **b** alleles will have red or cream coats, but have brown noses, eye rims, and footpads (sometimes referred to as "Dudley Nose" in Labrador Retrievers). "Liver" or "chocolate" is the preferred color term for brown in most breeds; in the Doberman Pinscher it is referred to as "red".	**Likely black colored nose/feet (Bb)**
Saddle Tan (RALY) The "Saddle Tan" pattern causes the black hairs to recede into a "saddle" shape on the back, leaving a tan face, legs, and belly, as a dog ages. The Saddle Tan pattern is characteristic of breeds like the Corgi, Beagle, and German Shepherd. Dogs that have the **II** genotype at this locus are more likely to be mostly black with tan points on the eyebrows, muzzle, and legs as commonly seen in the Doberman Pinscher and the Rottweiler. This gene modifies the A Locus $\mathbf{a^t}$ allele, so dogs that do not express $\mathbf{a^t}$ are not influenced by this gene.	**Not expressed (II)**
S Locus (MITF) The S Locus determines white spotting and pigment distribution. MITF controls where pigment is produced, and an insertion in the MITF gene causes a loss of pigment in the coat and skin, resulting in white hair and/or pink skin. Dogs with two copies of this variant will likely have breed-dependent white patterning, with a nearly white, parti, or piebald coat. Dogs with one copy of this variant will have more limited white spotting and may be considered flash, parti or piebald. This MITF variant does not explain all white spotting patterns in dogs and other variants are currently being researched. Some dogs may have small amounts of white on the paws, chest, face, or tail regardless of their S Locus genotype.	**Likely to have little to no white in coat (SS)**

TRAITS: COAT COLOR (CONTINUED)

TRAIT	RESULT
M Locus (PMEL) Merle coat patterning is common to several dog breeds including the Australian Shepherd, Catahoula Leopard Dog, and Shetland Sheepdog, among many others. Merle arises from an unstable SINE insertion (which we term the "M*" allele) that disrupts activity of the pigmentary gene PMEL, leading to mottled or patchy coat color. Dogs with an **M*m** result are likely to be phenotypically merle or could be "non-expressing" merle, meaning that the merle pattern is very subtle or not at all evident in their coat. Dogs with an **M*M*** result are likely to be phenotypically merle or double merle. Dogs with an **mm** result have no merle alleles and are unlikely to have a merle coat pattern. Note that Embark does not currently distinguish between the recently described cryptic, atypical, atypical+, classic, and harlequin merle alleles. Our merle test only detects the presence, but not the length of the SINE insertion. We do not recommend making breeding decisions on this result alone. Please pursue further testing for allelic distinction prior to breeding decisions.	**One merle allele; not expressed in coat (M*m)** **Note:** This locus includes several alleles. At the time this dog was genotyped Embark we could not distinguish all of the possible alleles.
R Locus (USH2A) The R Locus regulates the presence or absence of the roan coat color pattern. Partial duplication of the USH2A gene is strongly associated with this coat pattern. Dogs with at least one **R** allele will likely have roaning on otherwise uniformly unpigmented white areas. Roan appears in white areas controlled by the S Locus but not in other white or cream areas created by other loci, such as the E Locus with **ee** along with Dilute Red Pigmentation by I Locus (for example, in Samoyeds). Mechanisms for controlling the extent of roaning are currently unknown, and roaning can appear in a uniform or non-uniform pattern. Further, non-uniform roaning may appear as ticked, and not obviously roan. The roan pattern can appear with or without ticking.	**Likely no impact on coat pattern (rr)**
H Locus (Harlequin) This pattern is recognized in Great Danes and causes dogs to have a white coat with patches of darker pigment. A dog with an **Hh** result will be harlequin if they are also **M*m** or **M*M*** at the M Locus and are not **ee** at the E locus. Dogs with a result of **hh** will not be harlequin. This trait is thought to be homozygous lethal; a living dog with an **HH** genotype has never been found.	**No harlequin alleles (hh)**

TRAITS: COAT COLOR (CONTINUED)

TRAIT	RESULT
Panda White Spotting Panda White Spotting originated in a line of German Shepherd Dogs and causes a mostly symmetrical white spotting of the head and/or body. This is a dominant variant of the KIT gene, which has a role in pigmentation. Dogs with one copy of the **I** allele will exhibit this white spotting. Dogs with two copies of the **I** allele have never been observed, as two copies of the variant is suspected to be lethal to the developing embryo. Dogs with the **NN** result will not exhibit white spotting due to this variant.	**Not expected to display Panda pattern (NN)**

"MILLIE BETSY BOO PUP RUBY F 663...

MILLIE RUBY F 66396

TRAITS: OTHER COAT TRAITS

TRAIT	RESULT
Furnishings (RSPO2)	
Dogs with one or two copies of the **F** allele have "furnishings": the mustache, beard, and eyebrows characteristic of breeds like the Schnauzer, Scottish Terrier, and Wire Haired Dachshund. A dog with two **I** alleles will not have furnishings, which is sometimes called an "improper coat" in breeds where furnishings are part of the breed standard. The mutation is a genetic insertion which we measure indirectly using a linkage test highly correlated with the insertion.	**Likely furnished (mustache, beard, and/or eyebrows) (FF)**

TRAITS: OTHER COAT TRAITS (CONTINUED)

TRAIT	RESULT
Coat Length (FGF5) The FGF5 gene affects hair length in many species, including cats, dogs, mice, and humans. In dogs, an **Lh** allele confers a long, silky hair coat across many breeds, including Yorkshire Terriers, Cocker Spaniels, and Golden Retrievers, while the **Sh** allele causes a shorter coat, as seen in the Boxer or the American Staffordshire Terrier. In certain breeds, such as the Pembroke Welsh Corgi and French Bulldog, the long haircoat is described as "fluffy". The coat length determined by FGF5, as reported by us, is influenced by four genetic variants that work together to promote long hair. The most common of these is the **Lh1** variant (G/T, CanFam3.1, chr32, g.4509367) and the less common ones are **Lh2** (C/T, CanFam3.1, chr32, g.4528639), **Lh3** (16bp deletion, CanFam3.1, chr32, g.4528616), and **Lh4** (GG insertion, CanFam3.1, chr32, g.4528621). The FGF5_Lh1 variant is found across many dog breeds. The less common alleles, FGF5_Lh2, have been found in the Akita, Samoyed, and Siberian Husky, FGF5_Lh3 have been found in the Eurasier, and FGF5_Lh4 have been found in the Afghan Hound, Eurasier, and French Bulldog. The **Lh** alleles have a recessive mode of inheritance, meaning that two copies of the **Lh** alleles are required to have long hair. The presence of two Lh alleles at any of these FGF5 loci is expected to result in long hair. One copy each of **Lh1** and **Lh2** have been found in Samoyeds, one copy each of **Lh1** and **Lh3** have been found in Eurasiers, and one copy each of **Lh1** and **Lh4** have been found in the Afghan Hounds and Eurasiers. Interestingly, the Lh3 variant, a 16 base pair deletion, encompasses the Lh4 variant (GG insertion). The presence of one or two copies of Lh3 influences the outcome at the Lh4 locus. When two copies of Lh3 are present, there will be no reportable result for the FGF5_Lh4 locus. With one copy of Lh3, Lh4 can have either one copy of the variant allele or the normal allele. The overall FGF5 result remains unaffected by this.	**Likely long coat (LhLh)**

TRAITS: OTHER COAT TRAITS (CONTINUED)

TRAIT	RESULT
Shedding (MC5R) Dogs with at least one copy of the ancestral **C** allele, like many Labradors and German Shepherd Dogs, are heavy or seasonal shedders, while those with two copies of the **T** allele, including many Boxers, Shih Tzus and Chihuahuas, tend to be lighter shedders. Dogs with furnished/wire-haired coats caused by RSPO2 (the furnishings gene) tend to be low shedders regardless of their genotype at this gene.	**Likely light shedding (CT)**
Coat Texture (KRT71) Dogs with a long coat and at least one copy of the **T** allele have a wavy or curly coat characteristic of Poodles and Bichon Frises. Dogs with two copies of the ancestral **C** allele are likely to have a straight coat, but there are other factors that can cause a curly coat, for example if they at least one **F** allele for the Furnishings (RSPO2) gene then they are likely to have a curly coat. Dogs with short coats may carry one or two copies of the **T** allele but still have straight coats.	**Likely wavy coat (CT)**
Hairlessness (FOXI3) A duplication in the FOXI3 gene causes hairlessness over most of the body as well as changes in tooth shape and number. This mutation occurs in Peruvian Inca Orchid, Xoloitzcuintli (Mexican Hairless), and Chinese Crested (other hairless breeds have different mutations). Dogs with the **NDup** genotype are likely to be hairless while dogs with the **NN** genotype are likely to have a normal coat. The **DupDup** genotype has never been observed, suggesting that dogs with that genotype cannot survive to birth. Please note that this is a linkage test, so it may not be as predictive as direct tests of the mutation in some lines.	**Very unlikely to be hairless (NN)**
Hairlessness (SGK3) Hairlessness in the American Hairless Terrier arises from a mutation in the SGK3 gene. Dogs with the **DD** result are likely to be hairless. Dogs with the **ND** genotype will have a normal coat, but can pass the **D** variant on to their offspring.	**Very unlikely to be hairless (NN)**

TRAITS: OTHER COAT TRAITS (CONTINUED)

TRAIT	RESULT
Oculocutaneous Albinism Type 2 (SLC45A2) Dogs with two copies **DD** of this deletion in the SLC45A2 gene have oculocutaneous albinism (OCA), also known as Doberman Z Factor Albinism, a recessive condition characterized by severely reduced or absent pigment in the eyes, skin, and hair. Affected dogs sometimes suffer from vision problems due to lack of eye pigment (which helps direct and absorb ambient light) and are prone to sunburn. Dogs with a single copy of the deletion **ND** will not be affected but can pass the mutation on to their offspring. This particular mutation can be traced back to a single white Doberman Pinscher born in 1976, and it has only been observed in dogs descended from this individual. Please note that this is a linkage test, so it may not be as predictive as direct tests of the mutation in some lines.	**Likely not albino (NN)**

"MILLIE BETSY BOO PUP RUBY F 663...

MILLIE RUBY F 66396

DNA Test Report | Test Date: June 2nd, 2025 | embk.me/bambirubyf

TRAITS: OTHER BODY FEATURES

TRAIT	RESULT
Muzzle Length (BMP3) Dogs in medium-length muzzle (mesocephalic) breeds like Staffordshire Terriers and Labradors, and long muzzle (dolichocephalic) breeds like Whippet and Collie have one, or more commonly two, copies of the ancestral **C** allele. Dogs in many short-length muzzle (brachycephalic) breeds such as the English Bulldog, Pug, and Pekingese have two copies of the derived **A** allele. At least five different genes affect muzzle length in dogs, with BMP3 being the only one with a known causal mutation. For example, the skull shape of some breeds, including the dolichocephalic Scottish Terrier or the brachycephalic Japanese Chin, appear to be caused by other genes. Thus, dogs may have short or long muzzles due to other genetic factors that are not yet known to science.	**Likely medium or long muzzle (CC)**
Tail Length (T) Whereas most dogs have two **C** alleles and a long tail, dogs with one **G** allele are likely to have a bobtail, which is an unusually short or absent tail. This mutation causes natural bobtail in many breeds including the Pembroke Welsh Corgi, the Australian Shepherd, and the Brittany Spaniel. Dogs with **GG** genotypes have not been observed, suggesting that dogs with the **GG** genotype do not survive to birth. Please note that this mutation does not explain every natural bobtail! While certain lineages of Boston Terrier, English Bulldog, Rottweiler, Miniature Schnauzer, Cavalier King Charles Spaniel, and Parson Russell Terrier, and Dobermans are born with a natural bobtail, these breeds do not have this mutation. This suggests that other unknown genetic mutations can also lead to a natural bobtail.	**Likely normal-length tail (CC)**
Hind Dewclaws (LMBR1) Common in certain breeds such as the Saint Bernard, hind dewclaws are extra, nonfunctional digits located midway between a dog's paw and hock. Dogs with at least one copy of the **T** allele have about a 50% chance of having hind dewclaws. Note that other (currently unknown to science) mutations can also cause hind dewclaws, so some **CC** or **TC** dogs will have hind dewclaws.	**Likely to have hind dew claws (CT)**

TRAITS: OTHER BODY FEATURES (CONTINUED)

TRAIT	RESULT
Chondrodysplasia (Chr. 18 FGF4 Retrogene) Dogs with one or two copies of the **I** allele will exhibit a short-legged trait known as chondrodysplasia (CDPA). CDPA is a breed-defining characteristic of many breeds exhibiting the "short-legged, long-bodied" appearance known as disproportionate dwarfism, including the corgi, dachshund and basset hound. The impact of the **I** allele on leg length is additive. Therefore, dogs with the **II** result display the largest reduction in leg length. Dogs with the **NI** genotype will have an intermediate leg length, while dogs with the **NN** result will not exhibit leg shortening due to this variant. Breeds that display disproportionate dwarfism also frequently inherit a genetic variant known as the chondrodystrophy (CDDY) variant. The CDDY variant also shortens legs (in a less significant amount than CDPA) but, secondarily, increases the risk of Type I Intervertebral Disc Disease (IVDD). Test results for CDDY are listed in this dog's health testing results under "Intervertebral Disc Disease (Type I)". In contrast, the CDPA variant has NOT been shown to increase the risk of IVDD.	**Not indicative of chondrodysplasia (normal leg length) (NN)**
Blue Eye Color (ALX4) Embark researchers discovered this large duplication associated with blue eyes in Arctic breeds like Siberian Husky as well as tri-colored (non-merle) Australian Shepherds. Dogs with at least one copy of the duplication (**Dup**) are more likely to have at least one blue eye. Some dogs with the duplication may have only one blue eye (complete heterochromia) or may not have blue eyes at all; nevertheless, they can still pass the duplication and the trait to their offspring. **NN** dogs do not carry this duplication, but may have blue eyes due to other factors, such as merle. Please note that this is a linkage test, so it may not be as predictive as direct tests of the mutation in some lines.	**Less likely to have blue eyes (NN)**
Back Muscling & Bulk, Large Breed (ACSL4) The **T** allele is associated with heavy muscling along the back and trunk in characteristically "bulky" large-breed dogs including the Saint Bernard, Bernese Mountain Dog, Greater Swiss Mountain Dog, and Rottweiler. The "bulky" **T** allele is absent from leaner shaped large breed dogs like the Great Dane, Irish Wolfhound, and Scottish Deerhound, which are fixed for the ancestral **C** allele. Note that this mutation does not seem to affect muscling in small or even mid-sized dog breeds with notable back muscling, including the American Staffordshire Terrier, Boston Terrier, and the English Bulldog.	**Likely normal muscling (CC)**

"MILLIE BETSY BOO PUP RUBY F 663...

MILLIE RUBY F 66396

DNA Test Report | Test Date: June 2nd, 2025 | embk.me/bambirubyf

TRAITS: BODY SIZE

TRAIT	RESULT
Body Size (IGF1) The **I** allele is associated with smaller body size.	**Intermediate (NI)**
Body Size (IGFR1) The **A** allele is associated with smaller body size.	**Smaller (AA)**
Body Size (STC2) The **A** allele is associated with smaller body size.	**Smaller (AA)**
Body Size (GHR - E191K) The **A** allele is associated with smaller body size.	**Smaller (AA)**
Body Size (GHR - P177L) The **T** allele is associated with smaller body size.	**Larger (CC)**

"MILLIE BETSY BOO PUP RUBY F 663...

MILLIE RUBY F 66396

DNA Test Report | Test Date: June 2nd, 2025 | embk.me/bambirubyf

TRAITS: PERFORMANCE

TRAIT	RESULT
Altitude Adaptation (EPAS1) This mutation causes dogs to be especially tolerant of low oxygen environments (hypoxia), such as those found at high elevations. Dogs with at least one **A** allele are less susceptible to "altitude sickness." This mutation was originally identified in breeds from high altitude areas such as the Tibetan Mastiff.	**Normal altitude tolerance (GG)**
Appetite (POMC) This mutation in the POMC gene is found primarily in Labrador and Flat Coated Retrievers. Compared to dogs with no copies of the mutation (**NN**), dogs with one (**ND**) or two (**DD**) copies of the mutation are more likely to have high food motivation, which can cause them to eat excessively, have higher body fat percentage, and be more prone to obesity. Read more about the genetics of POMC, and learn how you can contribute to research, in our blog post (https://embarkvet.com/resources/blog/pomc-dogs/). We measure this result using a linkage test.	**Normal food motivation (NN)**

“MILLIE BETSY BOO PUP RUBY F 663...

MILLIE RUBY F 66396

DNA Test Report | Test Date: June 2nd, 2025 | embk.me/bambirubyf

HEALTH REPORT

How to interpret Millie Betsy Boo pup Ruby F 66396’s genetic health results:

If Millie Betsy Boo pup Ruby F 66396 inherited any of the variants that we tested, they will be listed at the top of the Health Report section, along with a description of how to interpret this result. We also include all of the variants that we tested Millie Betsy Boo pup Ruby F 66396 for that we did not detect the risk variant for.

A genetic test is not a diagnosis

This genetic test does not diagnose a disease. Please talk to your vet about your dog’s genetic results, or if you think that your pet may have a health condition or disease.

Summary

Of the 273 genetic health risks we analyzed, we found 1 result that you should learn about.

Notable results (1)

Copper Toxicosis (Attenuating)

Clear results

Breed-relevant (7)

Other (265)

"MILLIE BETSY BOO PUP RUBY F 663...

MILLIE RUBY F 66396

DNA Test Report | Test Date: June 2nd, 2025 | embk.me/bambirubyf

BREED-RELEVANT RESULTS

Research studies indicate that these results are more relevant to dogs like Millie Betsy Boo pup Ruby F 66396, and may influence her chances of developing certain health conditions.

Degenerative Myelopathy, DM (SOD1A)	Clear
GM2 Gangliosidosis (HEXB, Poodle Variant)	Clear
Intervertebral Disc Disease (Type I) (FGF4 retrogene - CFA12)	Clear
Neonatal Encephalopathy with Seizures, NEWS (ATF2)	Clear
Osteochondrodysplasia (SLC13A1, Poodle Variant)	Clear
Progressive Retinal Atrophy, prcd (PRCD Exon 1)	Clear
Von Willebrand Disease Type I, Type I vWD (VWF)	Clear

"MILLIE BETSY BOO PUP RUBY F 663...

MILLIE RUBY F 66396

DNA Test Report | Test Date: June 2nd, 2025 | embk.me/bambirubyf

OTHER RESULTS

Research has not yet linked these conditions to dogs with similar breeds to Millie Betsy Boo pup Ruby F 66396. Review any increased risk or notable results to understand her potential risk and recommendations.

Copper Toxicosis (Attenuating) (ATP7A, Labrador Retriever)	Notable
2-DHA Kidney & Bladder Stones (APRT)	Clear
Acral Mutilation Syndrome (GDNF-AS, Spaniel and Pointer Variant)	Clear
Alaskan Husky Encephalopathy (SLC19A3)	Clear
Alaskan Malamute Polyneuropathy, AMPN (NDRG1 SNP)	Clear
Alexander Disease (GFAP)	Clear
ALT Activity (GPT)	Clear
Anhidrotic Ectodermal Dysplasia (EDA Intron 8)	Clear
Autosomal Dominant Progressive Retinal Atrophy (RHO)	Clear
Bald Thigh Syndrome (IGFBP5)	Clear
Bernard-Soulier Syndrome, BSS (GP9, Cocker Spaniel Variant)	Clear
Bully Whippet Syndrome (MSTN)	Clear
Canine Elliptocytosis (SPTB Exon 30)	Clear
Canine Fucosidosis (FUCA1)	Clear
Canine Leukocyte Adhesion Deficiency Type I, CLAD I (ITGB2, Setter Variant)	Clear
Canine Leukocyte Adhesion Deficiency Type III, CLAD III (FERMT3, German Shepherd Variant)	Clear
Canine Multifocal Retinopathy, cmr1 (BEST1 Exon 2)	Clear
Canine Multifocal Retinopathy, cmr2 (BEST1 Exon 5, Coton de Tulear Variant)	Clear

"MILLIE BETSY BOO PUP RUBY F 663...

MILLIE RUBY F 66396

DNA Test Report | Test Date: June 2nd, 2025 | embk.me/bambirubyf

OTHER RESULTS

Canine Multifocal Retinopathy, cmr3 (BEST1 Exon 10 Deletion, Finnish and Swedish Lapphund, Lapponian Herder Variant)	Clear
Canine Multiple System Degeneration (SERAC1 Exon 4, Chinese Crested Variant)	Clear
Canine Multiple System Degeneration (SERAC1 Exon 15, Kerry Blue Terrier Variant)	Clear
Cardiomyopathy and Juvenile Mortality (YARS2)	Clear
Centronuclear Myopathy, CNM (PTPLA)	Clear
Cerebellar Hypoplasia (VLDLR, Eurasier Variant)	Clear
Chondrodysplasia (ITGA10, Norwegian Elkhound and Karelian Bear Dog Variant)	Clear
Cleft Lip and/or Cleft Palate (ADAMTS20, Nova Scotia Duck Tolling Retriever Variant)	Clear
Cleft Palate, CP1 (DLX6 intron 2, Nova Scotia Duck Tolling Retriever Variant)	Clear
Cobalamin Malabsorption (CUBN Exon 8, Beagle Variant)	Clear
Cobalamin Malabsorption (CUBN Exon 53, Border Collie Variant)	Clear
Collie Eye Anomaly (NHEJ1)	Clear
Complement 3 Deficiency, C3 Deficiency (C3)	Clear
Congenital Cornification Disorder (NSDHL, Chihuahua Variant)	Clear
Congenital Dyserythropoietic Anemia and Polymyopathy (EHPB1L1, Labrador Retriever Variant)	Clear
Congenital Hypothyroidism (TPO, Rat, Toy, Hairless Terrier Variant)	Clear
Congenital Hypothyroidism (TPO, Tenterfield Terrier Variant)	Clear
Congenital Hypothyroidism with Goiter (TPO Intron 13, French Bulldog Variant)	Clear

"MILLIE BETSY BOO PUP RUBY F 663...

MILLIE RUBY F 66396

DNA Test Report | Test Date: June 2nd, 2025 | embk.me/bambirubyf

OTHER RESULTS

Congenital Hypothyroidism with Goiter (SLC5A5, Shih Tzu Variant)	Clear
Congenital Macrothrombocytopenia (TUBB1 Exon 1, Cairn and Norfolk Terrier Variant)	Clear
Congenital Muscular Dystrophy (LAMA2, Italian Greyhound)	Clear
Congenital Myasthenic Syndrome, CMS (COLQ, Labrador Retriever Variant)	Clear
Congenital Myasthenic Syndrome, CMS (COLQ, Golden Retriever Variant)	Clear
Congenital Myasthenic Syndrome, CMS (CHAT, Old Danish Pointing Dog Variant)	Clear
Congenital Myasthenic Syndrome, CMS (CHRNE, Jack Russell Terrier Variant)	Clear
Congenital Stationary Night Blindness (LRIT3, Beagle Variant)	Clear
Congenital Stationary Night Blindness (RPE65, Briard Variant)	Clear
Copper Toxicosis (Accumulating) (ATP7B)	Clear
Copper Toxicosis (Attenuating) (RETN, Labrador Retriever)	Clear
Craniomandibular Osteopathy, CMO (SLC37A2)	Clear
Craniomandibular Osteopathy, CMO (SLC37A2 Intron 16, Basset Hound Variant)	Clear
Cystinuria Type I-A (SLC3A1, Newfoundland Variant)	Clear
Cystinuria Type II-A (SLC3A1, Australian Cattle Dog Variant)	Clear
Cystinuria Type II-B (SLC7A9, Miniature Pinscher Variant)	Clear
Darier Disease (ATP2A2, Irish Terrier Variant)	Clear
Day Blindness (CNGB3 Deletion, Alaskan Malamute Variant)	Clear

"MILLIE BETSY BOO PUP RUBY F 663...

MILLIE RUBY F 66396

DNA Test Report | Test Date: June 2nd, 2025 | embk.me/bambirubyf

OTHER RESULTS

Day Blindness (CNGA3 Exon 7, German Shepherd Variant)	Clear
Day Blindness (CNGA3 Exon 7, Labrador Retriever Variant)	Clear
Day Blindness (CNGB3 Exon 6, German Shorthaired Pointer Variant)	Clear
Deafness and Vestibular Syndrome of Dobermans, DVDob, DINGS (MYO7A)	Clear
Demyelinating Polyneuropathy (SBF2/MTRM13)	Clear
Dental-Skeletal-Retinal Anomaly (MIA3, Cane Corso Variant)	Clear
Diffuse Cystic Renal Dysplasia and Hepatic Fibrosis (INPP5E Intron 9, Norwich Terrier Variant)	Clear
Dilated Cardiomyopathy, DCM (RBM20, Schnauzer Variant)	Clear
Dilated Cardiomyopathy, DCM1 (PDK4, Doberman Pinscher Variant 1)	Clear
Dilated Cardiomyopathy, DCM2 (TTN, Doberman Pinscher Variant 2)	Clear
Disproportionate Dwarfism (PRKG2, Dogo Argentino Variant)	Clear
Dry Eye Curly Coat Syndrome (FAM83H Exon 5)	Clear
Dystrophic Epidermolysis Bullosa (COL7A1, Central Asian Shepherd Dog Variant)	Clear
Dystrophic Epidermolysis Bullosa (COL7A1, Golden Retriever Variant)	Clear
Early Bilateral Deafness (LOXHD1 Exon 38, Rottweiler Variant)	Clear
Early Onset Adult Deafness, EOAD (EPS8L2 Deletion, Rhodesian Ridgeback Variant)	Clear
Early Onset Cerebellar Ataxia (SEL1L, Finnish Hound Variant)	Clear
Ehlers Danlos (ADAMTS2, Doberman Pinscher Variant)	Clear

"MILLIE BETSY BOO PUP RUBY F 663...

MILLIE RUBY F 66396

DNA Test Report | Test Date: June 2nd, 2025 | embk.me/bambirubyf

OTHER RESULTS

Ehlers-Danlos Syndrome (EDS) (COL5A1, Labrador Retriever Variant)	Clear
Enamel Hypoplasia (ENAM Deletion, Italian Greyhound Variant)	Clear
Enamel Hypoplasia (ENAM SNP, Parson Russell Terrier Variant)	Clear
Episodic Falling Syndrome (BCAN)	Clear
Exercise-Induced Collapse, EIC (DNM1)	Clear
Factor VII Deficiency (F7 Exon 5)	Clear
Factor XI Deficiency (F11 Exon 7, Kerry Blue Terrier Variant)	Clear
Familial Nephropathy (COL4A4 Exon 3, Cocker Spaniel Variant)	Clear
Familial Nephropathy (COL4A4 Exon 30, English Springer Spaniel Variant)	Clear
Fanconi Syndrome (FAN1, Basenji Variant)	Clear
Fetal-Onset Neonatal Neuroaxonal Dystrophy (MFN2, Giant Schnauzer Variant)	Clear
Glanzmann's Thrombasthenia Type I (ITGA2B Exon 13, Great Pyrenees Variant)	Clear
Glanzmann's Thrombasthenia Type I (ITGA2B Exon 12, Otterhound Variant)	Clear
Globoid Cell Leukodystrophy, Krabbe disease (GALC Exon 5, Terrier Variant)	Clear
Glycogen Storage Disease Type IA, Von Gierke Disease, GSD IA (G6PC1, German Pinscher Variant)	Clear
Glycogen Storage Disease Type IA, Von Gierke Disease, GSD IA (G6PC, Maltese Variant)	Clear
Glycogen Storage Disease Type IIIA, GSD IIIA (AGL, Curly Coated Retriever Variant)	Clear
Glycogen storage disease Type VII, Phosphofructokinase Deficiency, PFK Deficiency (PFKM, Whippet and English Springer Spaniel Variant)	Clear

"MILLIE BETSY BOO PUP RUBY F 663...

MILLIE RUBY F 66396

DNA Test Report | Test Date: June 2nd, 2025 | embk.me/bambirubyf

OTHER RESULTS

Glycogen storage disease Type VII, Phosphofructokinase Deficiency, PFK Deficiency (PFKM, Wachtelhund Variant)	Clear
GM1 Gangliosidosis (GLB1 Exon 2, Portuguese Water Dog Variant)	Clear
GM1 Gangliosidosis (GLB1 Exon 15, Shiba Inu Variant)	Clear
GM1 Gangliosidosis (GLB1 Exon 15, Alaskan Husky Variant)	Clear
GM2 Gangliosidosis (HEXA, Japanese Chin Variant)	Clear
Golden Retriever Progressive Retinal Atrophy 1, GR-PRA1 (SLC4A3)	Clear
Golden Retriever Progressive Retinal Atrophy 2, GR-PRA2 (TTC8)	Clear
Goniodysgenesis and Glaucoma, Pectinate Ligament Dysplasia, PLD (OLFM3)	Clear
Hemophilia A (F8 Exon 11, German Shepherd Variant 1)	Clear
Hemophilia A (F8 Exon 1, German Shepherd Variant 2)	Clear
Hemophilia A (F8 Exon 10, Boxer Variant)	Clear
Hemophilia B (F9 Exon 7, Terrier Variant)	Clear
Hemophilia B (F9 Exon 7, Rhodesian Ridgeback Variant)	Clear
Hereditary Ataxia (PNPLA8, Australian Shepherd Variant)	Clear
Hereditary Ataxia, Cerebellar Degeneration (RAB24, Old English Sheepdog and Gordon Setter Variant)	Clear
Hereditary Cataracts (HSF4 Exon 9, Australian Shepherd Variant)	Clear
Hereditary Cataracts (FYCO1, Wirehaired Pointing Griffon Variant)	Clear
Hereditary Cerebellar Ataxia (SELENOP, Belgian Shepherd Variant)	Clear

"MILLIE BETSY BOO PUP RUBY F 663...

MILLIE RUBY F 66396

DNA Test Report | Test Date: June 2nd, 2025 | embk.me/bambirubyf

OTHER RESULTS

Hereditary Footpad Hyperkeratosis (FAM83G, Terrier and Kromfohrlander Variant)	Clear
Hereditary Footpad Hyperkeratosis (DSG1, Rottweiler Variant)	Clear
Hereditary Nasal Parakeratosis (SUV39H2 Intron 4, Greyhound Variant)	Clear
Hereditary Nasal Parakeratosis, HNPK (SUV39H2)	Clear
Hereditary Vitamin D-Resistant Rickets (VDR)	Clear
Hypocatalasia, Acatalasemia (CAT)	Clear
Hypomyelination and Tremors (FNIP2, Weimaraner Variant)	Clear
Hypophosphatasia (ALPL Exon 9, Karelian Bear Dog Variant)	Clear
Ichthyosis (NIPAL4, American Bulldog Variant)	Clear
Ichthyosis (ASPRV1 Exon 2, German Shepherd Variant)	Clear
Ichthyosis (SLC27A4, Great Dane Variant)	Clear
Ichthyosis, Epidermolytic Hyperkeratosis (KRT10, Terrier Variant)	Clear
Ichthyosis, ICH1 (PNPLA1, Golden Retriever Variant)	Clear
Ichthyosis, ICH2 (ABHD5, Golden Retriever Variant)	Clear
Inflammatory Myopathy (SLC25A12)	Clear
Inherited Myopathy of Great Danes (BIN1)	Clear
Inherited Selected Cobalamin Malabsorption with Proteinuria (CUBN, Komondor Variant)	Clear
Intestinal Lipid Malabsorption (ACSL5, Australian Kelpie)	Clear

"MILLIE BETSY BOO PUP RUBY F 663...

MILLIE RUBY F 66396

DNA Test Report | Test Date: June 2nd, 2025 | embk.me/bambirubyf

OTHER RESULTS

Junctional Epidermolysis Bullosa (LAMA3 Exon 66, Australian Cattle Dog Variant)	Clear
Junctional Epidermolysis Bullosa (LAMB3 Exon 11, Australian Shepherd Variant)	Clear
Juvenile Epilepsy (LGI2)	Clear
Juvenile Laryngeal Paralysis and Polyneuropathy (RAB3GAP1, Rottweiler Variant)	Clear
Juvenile Myoclonic Epilepsy (DIRAS1)	Clear
L-2-Hydroxyglutaricaciduria, L2HGA (L2HGDH, Staffordshire Bull Terrier Variant)	Clear
Lagotto Storage Disease (ATG4D)	Clear
Laryngeal Paralysis (RAPGEF6, Miniature Bull Terrier Variant)	Clear
Laryngeal Paralysis and Polyneuropathy (CNTNAP1, Leonberger, Saint Bernard, and Labrador Retriever variant)	Clear
Late Onset Spinocerebellar Ataxia (CAPN1)	Clear
Late-Onset Neuronal Ceroid Lipofuscinosis, NCL 12 (ATP13A2, Australian Cattle Dog Variant)	Clear
Leonberger Polyneuropathy 1 (LPN1, ARHGEF10)	Clear
Leonberger Polyneuropathy 2 (GJA9)	Clear
Lethal Acrodermatitis, LAD (MKLN1)	Clear
Leukodystrophy (TSEN54 Exon 5, Standard Schnauzer Variant)	Clear
Ligneous Membranitis, LM (PLG)	Clear
Limb Girdle Muscular Dystrophy (SGCD, Boston Terrier Variant)	Clear
Limb-Girdle Muscular Dystrophy 2D (SGCA Exon 3, Miniature Dachshund Variant)	Clear

"MILLIE BETSY BOO PUP RUBY F 663...

MILLIE RUBY F 66396

DNA Test Report | Test Date: June 2nd, 2025 | embk.me/bambirubyf

OTHER RESULTS

Long QT Syndrome (KCNQ1)	Clear
Lundehund Syndrome (LEPREL1)	Clear
Macular Corneal Dystrophy, MCD (CHST6)	Clear
Malignant Hyperthermia (RYR1)	Clear
May-Hegglin Anomaly (MYH9)	Clear
MDR1 Drug Sensitivity (ABCB1)	Clear
Medium-Chain Acyl-CoA Dehydrogenase Deficiency, MCADD (ACADM, Cavalier King Charles Spaniel Variant)	Clear
Methemoglobinemia (CYB5R3, Pit Bull Terrier Variant)	Clear
Methemoglobinemia (CYB5R3)	Clear
Microphthalmia (RBP4 Exon 2, Soft Coated Wheaten Terrier Variant)	Clear
Mucopolysaccharidosis IIIB, Sanfilippo Syndrome Type B, MPS IIIB (NAGLU, Schipperke Variant)	Clear
Mucopolysaccharidosis Type IIIA, Sanfilippo Syndrome Type A, MPS IIIA (SGSH Exon 6, Dachshund Variant)	Clear
Mucopolysaccharidosis Type IIIA, Sanfilippo Syndrome Type A, MPS IIIA (SGSH Exon 6, New Zealand Huntaway Variant)	Clear
Mucopolysaccharidosis Type VI, Maroteaux-Lamy Syndrome, MPS VI (ARSB Exon 5, Miniature Pinscher Variant)	Clear
Mucopolysaccharidosis Type VII, Sly Syndrome, MPS VII (GUSB Exon 3, German Shepherd Variant)	Clear
Mucopolysaccharidosis Type VII, Sly Syndrome, MPS VII (GUSB Exon 5, Terrier Brasileiro Variant)	Clear
Muscular Dystrophy (DMD, Cavalier King Charles Spaniel Variant 1)	Clear
Muscular Dystrophy (DMD, Golden Retriever Variant)	Clear

"MILLIE BETSY BOO PUP RUBY F 663...

MILLIE RUBY F 66396

DNA Test Report | Test Date: June 2nd, 2025 | embk.me/bambirubyf

OTHER RESULTS

Muscular Dystrophy-Dystroglycanopathy (LARGE1, Labrador Retriever Variant)	Clear
Musladin-Lueke Syndrome, MLS (ADAMTSL2)	Clear
Myasthenia Gravis-Like Syndrome (CHRNE, Heideterrier Variant)	Clear
Myotonia Congenita (CLCN1 Exon 23, Australian Cattle Dog Variant)	Clear
Myotonia Congenita (CLCN1 Exon 19, Labrador Retriever Variant)	Clear
Myotonia Congenita (CLCN1 Exon 7, Miniature Schnauzer Variant)	Clear
Narcolepsy (HCRTR2 Exon 1, Dachshund Variant)	Clear
Narcolepsy (HCRTR2 Intron 4, Doberman Pinscher Variant)	Clear
Narcolepsy (HCRTR2 Intron 6, Labrador Retriever Variant)	Clear
Nemaline Myopathy (NEB, American Bulldog Variant)	Clear
Neonatal Cerebellar Cortical Degeneration (SPTBN2, Beagle Variant)	Clear
Neonatal Interstitial Lung Disease (LAMP3)	Clear
Neuroaxonal Dystrophy, NAD (VPS11, Rottweiler Variant)	Clear
Neuroaxonal Dystrophy, NAD (TECPR2, Spanish Water Dog Variant)	Clear
Neuronal Ceroid Lipofuscinosis 1, NCL 1 (PPT1 Exon 8, Dachshund Variant 1)	Clear
Neuronal Ceroid Lipofuscinosis 10, NCL 10 (CTSD Exon 5, American Bulldog Variant)	Clear
Neuronal Ceroid Lipofuscinosis 2, NCL 2 (TPP1 Exon 4, Dachshund Variant 2)	Clear
Neuronal Ceroid Lipofuscinosis 5, NCL 5 (CLN5 Exon 4 SNP, Border Collie Variant)	Clear

"MILLIE BETSY BOO PUP RUBY F 663...

MILLIE RUBY F 66396

DNA Test Report | Test Date: June 2nd, 2025 | embk.me/bambirubyf

OTHER RESULTS

Neuronal Ceroid Lipofuscinosis 5, NCL 5 (CLN5 Exon 4 Deletion, Golden Retriever Variant)	Clear
Neuronal Ceroid Lipofuscinosis 6, NCL 6 (CLN6 Exon 7, Australian Shepherd Variant)	Clear
Neuronal Ceroid Lipofuscinosis 7, NCL 7 (MFSD8, Chihuahua and Chinese Crested Variant)	Clear
Neuronal Ceroid Lipofuscinosis 8, NCL 8 (CLN8, Australian Shepherd Variant)	Clear
Neuronal Ceroid Lipofuscinosis 8, NCL 8 (CLN8 Exon 2, English Setter Variant)	Clear
Neuronal Ceroid Lipofuscinosis 8, NCL 8 (CLN8 Insertion, Saluki Variant)	Clear
Neuronal Ceroid Lipofuscinosis, Cerebellar Ataxia, NCL4A (ARSG Exon 2, American Staffordshire Terrier Variant)	Clear
Oculocutaneous Albinism, OCA (SLC45A2 Exon 6, Bullmastiff Variant)	Clear
Oculocutaneous Albinism, OCA (SLC45A2, Small Breed Variant)	Clear
Oculoskeletal Dysplasia 2 (COL9A2, Samoyed Variant)	Clear
Osteogenesis Imperfecta (COL1A2, Beagle Variant)	Clear
Osteogenesis Imperfecta (SERPINH1, Dachshund Variant)	Clear
Osteogenesis Imperfecta (COL1A1, Golden Retriever Variant)	Clear
P2Y12 Receptor Platelet Disorder (P2Y12)	Clear
Pachyonychia Congenita (KRT16, Dogue de Bordeaux Variant)	Clear
Paroxysmal Dyskinesia, PxD (PIGN)	Clear
Persistent Mullerian Duct Syndrome, PMDS (AMHR2)	Clear
Pituitary Dwarfism (POU1F1 Intron 4, Karelian Bear Dog Variant)	Clear

"MILLIE BETSY BOO PUP RUBY F 663...

MILLIE RUBY F 66396

DNA Test Report | Test Date: June 2nd, 2025 | embk.me/bambirubyf

OTHER RESULTS

Platelet Factor X Receptor Deficiency, Scott Syndrome (TMEM16F)	Clear
Polycystic Kidney Disease, PKD (PKD1)	Clear
Pompe's Disease (GAA, Finnish and Swedish Lapphund, Lapponian Herder Variant)	Clear
Prekallikrein Deficiency (KLKB1 Exon 8)	Clear
Primary Ciliary Dyskinesia, PCD (NME5, Alaskan Malamute Variant)	Clear
Primary Ciliary Dyskinesia, PCD (STK36, Australian Shepherd Variant)	Clear
Primary Ciliary Dyskinesia, PCD (CCDC39 Exon 3, Old English Sheepdog Variant)	Clear
Primary Hyperoxaluria (AGXT)	Clear
Primary Lens Luxation (ADAMTS17)	Clear
Primary Open Angle Glaucoma (ADAMTS17 Exon 11, Basset Fauve de Bretagne Variant)	Clear
Primary Open Angle Glaucoma (ADAMTS10 Exon 17, Beagle Variant)	Clear
Primary Open Angle Glaucoma (ADAMTS10 Exon 9, Norwegian Elkhound Variant)	Clear
Primary Open Angle Glaucoma and Primary Lens Luxation (ADAMTS17 Exon 2, Chinese Shar-Pei Variant)	Clear
Progressive Retinal Atrophy (SAG)	Clear
Progressive Retinal Atrophy (IFT122 Exon 26, Lapponian Herder Variant)	Clear
Progressive Retinal Atrophy 5, PRA5 (NECAP1 Exon 6, Giant Schnauzer Variant)	Clear
Progressive Retinal Atrophy, Bardet-Biedl Syndrome (BBS2 Exon 11, Shetland Sheepdog Variant)	Clear
Progressive Retinal Atrophy, CNGA (CNGA1 Exon 9)	Clear

"MILLIE BETSY BOO PUP RUBY F 663...

MILLIE RUBY F 66396

DNA Test Report | Test Date: June 2nd, 2025 | embk.me/bambirubyf

OTHER RESULTS

Progressive Retinal Atrophy, crd1 (PDE6B, American Staffordshire Terrier Variant)	Clear
Progressive Retinal Atrophy, crd4/cord1 (RPGRIP1)	Clear
Progressive Retinal Atrophy, PRA1 (CNGB1)	Clear
Progressive Retinal Atrophy, PRA3 (FAM161A)	Clear
Progressive Retinal Atrophy, rcd1 (PDE6B Exon 21, Irish Setter Variant)	Clear
Progressive Retinal Atrophy, rcd3 (PDE6A)	Clear
Proportionate Dwarfism (GH1 Exon 5, Chihuahua Variant)	Clear
Protein Losing Nephropathy, PLN (NPHS1)	Clear
Pyruvate Dehydrogenase Deficiency (PDP1, Spaniel Variant)	Clear
Pyruvate Kinase Deficiency (PKLR Exon 5, Basenji Variant)	Clear
Pyruvate Kinase Deficiency (PKLR Exon 7, Beagle Variant)	Clear
Pyruvate Kinase Deficiency (PKLR Exon 10, Terrier Variant)	Clear
Pyruvate Kinase Deficiency (PKLR Exon 7, Labrador Retriever Variant)	Clear
Pyruvate Kinase Deficiency (PKLR Exon 7, Pug Variant)	Clear
Raine Syndrome (FAM20C)	Clear
Recurrent Inflammatory Pulmonary Disease, RIPD (AKNA, Rough Collie Variant)	Clear
Renal Cystadenocarcinoma and Nodular Dermatofibrosis (FLCN Exon 7)	Clear
Retina Dysplasia and/or Optic Nerve Hypoplasia (SIX6 Exon 1, Golden Retriever Variant)	Clear

"MILLIE BETSY BOO PUP RUBY F 663...

MILLIE RUBY F 66396

DNA Test Report | Test Date: June 2nd, 2025 | embk.me/bambirubyf

OTHER RESULTS

Sensory Neuropathy (FAM134B, Border Collie Variant)	Clear
Severe Combined Immunodeficiency, SCID (PRKDC, Terrier Variant)	Clear
Severe Combined Immunodeficiency, SCID (RAG1, Wetterhoun Variant)	Clear
Shaking Puppy Syndrome (PLP1, English Springer Spaniel Variant)	Clear
Shar-Pei Autoinflammatory Disease, SPAID, Shar-Pei Fever (MTBP)	Clear
Skeletal Dysplasia 2, SD2 (COL11A2, Labrador Retriever Variant)	Clear
Skin Fragility Syndrome (PKP1, Chesapeake Bay Retriever Variant)	Clear
Spinocerebellar Ataxia (SCN8A, Alpine Dachsbracke Variant)	Clear
Spinocerebellar Ataxia with Myokymia and/or Seizures (KCNJ10)	Clear
Spongy Degeneration with Cerebellar Ataxia 1 (KCNJ10)	Clear
Spongy Degeneration with Cerebellar Ataxia 2 (ATP1B2)	Clear
Stargardt Disease (ABCA4 Exon 28, Labrador Retriever Variant)	Clear
Succinic Semialdehyde Dehydrogenase Deficiency (ALDH5A1 Exon 7, Saluki Variant)	Clear
Thrombopathia (RASGRP1 Exon 5, American Eskimo Dog Variant)	Clear
Thrombopathia (RASGRP1 Exon 5, Basset Hound Variant)	Clear
Thrombopathia (RASGRP1 Exon 8, Landseer Variant)	Clear
Trapped Neutrophil Syndrome, TNS (VPS13B)	Clear
Ullrich-like Congenital Muscular Dystrophy (COL6A3 Exon 10, Labrador Retriever Variant)	Clear

"MILLIE BETSY BOO PUP RUBY F 663...

MILLIE RUBY F 66396

DNA Test Report | Test Date: June 2nd, 2025 | embk.me/bambirubyf

OTHER RESULTS

Ullrich-like Congenital Muscular Dystrophy (COL6A1 Exon 3, Landseer Variant)	Clear
Unilateral Deafness and Vestibular Syndrome (PTPRQ Exon 39, Doberman Pinscher)	Clear
Urate Kidney & Bladder Stones (SLC2A9)	Clear
Von Willebrand Disease Type II, Type II vWD (VWF, Pointer Variant)	Clear
Von Willebrand Disease Type III, Type III vWD (VWF Exon 4, Terrier Variant)	Clear
Von Willebrand Disease Type III, Type III vWD (VWF Intron 16, Nederlandse Kooikerhondje Variant)	Clear
Von Willebrand Disease Type III, Type III vWD (VWF Exon 7, Shetland Sheepdog Variant)	Clear
X-Linked Hereditary Nephropathy, XLHN (COL4A5 Exon 35, Samoyed Variant 2)	Clear
X-Linked Myotubular Myopathy (MTM1, Labrador Retriever Variant)	Clear
X-Linked Progressive Retinal Atrophy 1, XL-PRA1 (RPGR)	Clear
X-linked Severe Combined Immunodeficiency, X-SCID (IL2RG Exon 1, Basset Hound Variant)	Clear
X-linked Severe Combined Immunodeficiency, X-SCID (IL2RG, Corgi Variant)	Clear
Xanthine Urolithiasis (XDH, Mixed Breed Variant)	Clear
β-Mannosidosis (MANBA Exon 16, Mixed-Breed Variant)	Clear

"MILLIE BETSY BOO PUP RUBY F 663...

MILLIE RUBY F 66396

DNA Test Report | Test Date: June 2nd, 2025 | embk.me/bambirubyf

HEALTH REPORT

Notable result

Copper Toxicosis (Attenuating)

Millie Ruby F 66396 inherited one copy of the variant we tested for Copper Toxicosis (Attenuating)

Why is this important to your vet?
Millie Betsy Boo pup Ruby F 66396 has a genotype at the ATP7A gene that modifies and may help mitigate some of the symptoms from dogs with variants at ATP7B (https://my.embarkvet.com/members/results/health/condition/140102?i=39). This variant is not associated with an increased risk of any disease. As this variant resides on the X- chromosome, male dogs with one copy of the variant are better protected from copper accumulation due to the ATP7B variant than female dogs with one copy of the variant.

What is Copper Toxicosis (Attenuating)?
This genetic variant may help lessen the effects of copper buildup in dogs that also carry the copper toxicosis risk variant ATP7B (https://my.embarkvet.com/members/results/health/condition/140102?i=39). On its own, it is not known to cause health problems.

When signs & symptoms develop in affected dogs
A variant in this gene may delay or have no effect on the onset of clinical signs of copper toxicosis in dogs with the ATP7B (https://my.embarkvet.com/members/results/health/condition/140102?i=39) variant. If your dog has the ATP7B variant, please read more about the age of onset on the ATP7B page.

How vets diagnose this condition
No diagnostics are required for this variant. If your dog has the ATP7B (https://my.embarkvet.com/members/results/health/condition/140102?i=39) variant, please read what diagnostics may be considered on the ATP7B page.

How this condition is treated
No treatment is required for this variant. If your dog has the ATP7B (https://my.embarkvet.com/members/results/health/condition/140102?i=39) variant, please read the available treatment on the ATP7B page.

Actions to take if your dog is affected

- No specific action is needed for dogs with this variant alone.
- If your dog also has the ATP7B variant, please review what actions you can take on the ATP7B page (https://my.embarkvet.com/members/results/health/condition/140102?i=39).
- Routine veterinary care and a balanced diet are appropriate for most dogs with this result.

"MILLIE BETSY BOO PUP RUBY F 663...

MILLIE RUBY F 66396

DNA Test Report | Test Date: June 2nd, 2025 | embk.me/bambirubyf

INBREEDING AND DIVERSITY

CATEGORY	RESULT
Coefficient Of Inbreeding Our genetic COI measures the proportion of your dog's genome where the genes on the mother's side are identical by descent to those on the father's side.	**5%** 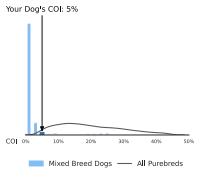
MHC Class II - DLA DRB1 A Dog Leukocyte Antigen (DLA) gene, DRB1 encodes a major histocompatibility complex (MHC) protein involved in the immune response. Some studies have shown associations between certain DRB1 haplotypes and autoimmune diseases such as Addison's disease (hypoadrenocorticism) in certain dog breeds, but these findings have yet to be scientifically validated.	**No Diversity** How common is this amount of diversity in mixed breed dogs: 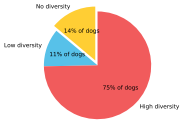
MHC Class II - DLA DQA1 and DQB1 DQA1 and DQB1 are two tightly linked DLA genes that code for MHC proteins involved in the immune response. A number of studies have shown correlations of DQA-DQB1 haplotypes and certain autoimmune diseases; however, these have not yet been scientifically validated.	**No Diversity** How common is this amount of diversity in mixed breed dogs: 